


The Clinical Endoscopist Gastroenterology Education Programme



Endorsed by



The Primary Care Society
for Gastroenterology
& Hepatology





Course details



Study mode: **Part-time, 8-10 hours of online activities per month**



Course length: **Upper GI - 3 months
Lower GI - 5 months**

Introduction

The Clinical Endoscopist (CE) gastroenterology education programme is an innovative, comprehensive, and highly rated programme covering a range of topics relevant to the training of CEs.

This course aims to complement clinical training in endoscopy to teach the 'why', rather than the 'how' of endoscopy, in order to improve the management of patient's undergoing these diagnostic procedures.

The programme was launched in the south west of England in 2023 with NHS England support and funding to support the training of several GPwER (GPs with Extended Roles) across the region. As part of this programme, we invited 40 CE's to participate in the upper and lower GI modules and received excellent engagement and feedback from the participants.

We are now offering this on a to support the clinical training of CE's at a national level.



BOOK NOW!

Scan the QR code or visit the web link below. Once registered we will be in touch with more information.

<https://www.pcsq.org.uk/register-your-interest-in-the-pcsq-gpwer-programme>

Programme benefits



Patient experience

Patients attending for endoscopy will receive a more comprehensive assessment and management plan from a CE, enhancing patient satisfaction with their diagnostic procedure.



Clinical endoscopist satisfaction

The education programme has been extremely well-received by CEs, providing ongoing learning and interest in gastroenterology.



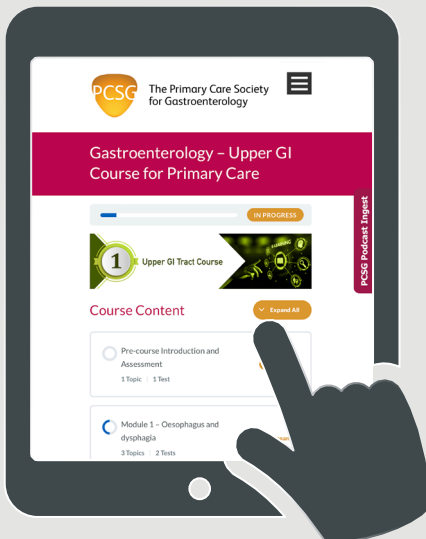
Outcomes for patient

Improved understanding of gastroenterology, including diagnosis and management will improve intra- and post-procedure decision-making of the CE.



Wider health system benefits

Improving the knowledge of those undertaking diagnostic procedures may reduce the number of onward referrals to outpatients, and streamline the diagnostic/management process for patients with GI conditions.



Online Learning Portal

The course is delivered online via an interactive learning portal designed and run by the PCSG (Primary Care Society for Gastroenterology) with full IT and administrative support provided to each course participant throughout their chosen module.

The educational material

The educational material is provided in a variety of ways to accommodate the preferred learning styles of the students. Each month there is an average of 10 hours of learning materials for the students to explore and complete in their own time, in order to fit around other work commitments.

Throughout the programme, the students have access to an experienced tutor to support their learning.



Written assignments

Monthly 500-word written assignments, individually marked with tutor feedback.



Virtual clinics

Two Interactive case studies monthly guiding trainees through 'typical' cases in clinical practice, linking to latest guidelines.



Educational videos/presentations

Two hours of educational presentations each month delivered by experienced clinicians covering a range of topics, with 'live' sessions held during the module to allow trainee interaction with the speakers.



Self-directed learning

Recommended reading lists provided, with trainees encouraged to focus on most relevant, BSG/NICE guidance around topics covered.



Podcasts

Ingest podcast episodes linked to the programme allowing trainees easy access to relevant additional learning material to complement their learning on the programme.

Successful completion of the programme requires:

Completion of all educational resources for the module (this is recorded in real-time through the PCSG learning portal).

Successfully passing the post-module MCQ (multiple-choice) exam.

Those who successfully complete the programme will be provided with a certificate of completion for their portfolio.

Course pricing[†] for Endoscopists

*cost per student

Course	Number of Students			
	1 - 4	5 - 9	10 - 20	21+
Upper GI (3 months)	£400*	£380*	£360*	Please contact: secretariat@ pcsg.org.uk
Lower GI (5 months)	£600*	£525*	£500*	

[†] Prices are exclusive of VAT except where students are self funding. If you are planning to self fund please contact

The curriculum and the learning outcomes


The programme consists of 2 modules: **Upper GI medicine** – 3 month programme
Lower GI medicine – 5 month programme

The learning outcomes and curriculum for each module is closely based on the BSG training curriculum. Below is an example of the learning outcomes for the upper GI (3 month) module.

		
Month	Learning outcomes	Topics/conditions explored
Month 1 dysphagia	<ul style="list-style-type: none"> Understand the physiology/anatomy of the oesophagus Select appropriate investigations for patient with dysphagia – OGD, oesophageal manometry and pH studies, barium swallow Develop a greater understanding of the causes, assessment, and therapeutic options for dysphagia 	Eosinophilic oesophagitis Oesophageal motility disorders (GI and non-GI) Oesophageal cancer Oesophagitis
Month 2 dyspepsia	<ul style="list-style-type: none"> Understand the causes, assessment, and therapeutic options for GORD Build confidence in the diagnosis, management, and surveillance of Barrett's oesophagus 	Functional dyspepsia GORD Barretts oesophagus
Month 3 endoscopy essentials	<ul style="list-style-type: none"> Understand the anatomy/physiology of the stomach Understand the indications, contraindications and assessment of patients for endoscopy. Develop a deeper understanding of the endoscopic assessment of gastric polyps and pre-cancerous conditions of the stomach and oesophagus Improve understanding of commonly used endoscopic techniques for assessing and managing precancerous and cancerous lesions of the upper GI tract Understanding upper GI histology report 	Chronic atrophic gastritis Peptic ulcer disease Helicobacter infection Low- and high-grade dysplasia in Barretts oesophagus Gastric cancer Upper GI bleeding GIST and other tumours of the upper GI tract

The curriculum and the learning outcomes

The learning outcomes and curriculum for each module is closely based on the BSG training curriculum. Below is an example of the learning outcomes for the lower GI (5 month) module.

		
Month	Learning outcomes	Topics/conditions explored
Month 1 Weight loss and malabsorption	<ul style="list-style-type: none"> • Understand the anatomy and physiology of the digestive tract • Know how to assess the patient with malnutrition and weight loss, including the selection of appropriate tests to clarify the diagnosis. • Understand the role of the dietician in the assessment and management of nutritional deficiency. • Able to manage commoner causes of nutritional deficiency and weight loss and able to identify red flags for malignant causes of weight loss and refer appropriately. 	Coeliac disease Pancreatic exocrine insufficiency Giardia infection
Month 2 Iron deficient anaemia	<ul style="list-style-type: none"> • Understand how to approach the patient with iron deficient anaemia, selecting appropriate tests to identify underlying cause and acting appropriately on those findings. • Know when to suspect and how to test for hyperferritinaemia 	Hereditary hemochromatosis
Month 3 Inflammatory bowel disease	<ul style="list-style-type: none"> • Understand the physiological changes associated with inflammatory bowel disease, and be able to identify the intestinal and extraintestinal features associated with these conditions. • Able to confidently assess the patient with suspected inflammatory bowel disease, identifying those requiring urgent assessment in secondary care • Understands the chronic management of those with inflammatory bowel disease, including the role of the wider MDT in terms of supporting patients with IBS 	Ulcerative colitis Crohn's disease Microscopic colitis

lower GI continued...

<p>Month 4 Change in bowel habit</p>	<ul style="list-style-type: none">• Able to approach the patient with a change in bowel habit, both constipation and diarrhoea, selecting appropriate tests to diagnoses GI disease, and understanding red flag symptoms requiring urgent assessment.• Understand the diagnosis and management of commonly encountered causes of diarrhoea, including IBS, bile acid malabsorption and infective causes of diarrhoea• Can assess and manage the patient with constipation, identifying those requiring urgent assessment, and managing those with non-urgent causes (e.g. functional constipation and opioid-induced constipation)	<p>IBS</p> <p>Bile acid malabsorption</p> <p>SIBO</p> <p>Functional and opioid-induced constipation</p> <p>Infective gastroenteritis</p>
<p>Month 5 Rectal bleeding</p>	<ul style="list-style-type: none">• Able to assess the patient with rectal bleeding, including appropriate use of diagnostic tests to identify those at risk of malignant causes of rectal bleeding, and being able to manage those with benign causes of rectal bleeding such as haemorrhoids, fissures, and proctitis.• Can identify red flag symptoms requiring urgent assessment and can refer appropriately• Uses tests (including FIT) to identify those at higher risk of colorectal cancer and understands the appropriate referral pathway for these patients.• Able to identify those at higher risk of colorectal cancer, including both symptoms and genetic factors and referring for appropriate advice regarding surveillance.	<p>Diverticular disease</p> <p>Anorectal causes of rectal bleeding (including haemorrhoids, fissures, and proctitis)</p> <p>Colorectal cancer, including hereditary causes of colorectal cancer</p>

Feedback



Fantastic course, well organised and presented.

What do our students say ?

We have run the programme over the last 12 months and have invited 40 clinical endoscopists from the southwest region of England to participate in the educational programme.

	Upper GI module	Lower GI module
	Rating*	Rating*
The online portal was a good platform	4.95	4.75
The course was well organised	4.95	4.75
I would recommend this course to a colleague	4.95	4.83
This module has increased my knowledge	4.9	4.83
Following the course, I feel more confident diagnosing and managing patients	4.6	4.75
I will use the knowledge I have gained from this module in my current role		
Average rating	4.84/5	4.8/5

*out of 5



I have really enjoyed the course which is pitched at the appropriate level and has significantly improved my knowledge. It has directed me to useful guidelines and resources to further improve my knowledge.

I have enjoyed the course immensely and rate it very highly. The quality is very good - better than SLATE and what I have received recently from HEE.



The online platform is excellent, and I have found the case based questions the most useful by a long way-they really help you learn with the evidence based answers and it takes you through in a logical sequence.